

TRAVIS COUNTY ESD #3 BOARD MEETING

TABLE OF CONTENTS

January 25, 2021

1. Agenda	page 1
2. Minutes from December 28, 2020	pages 2 - 3
3. Treasurer's Report	pages 4 - 13
4. Payments over \$2,000	page 14
5. Sales Tax Statistics	pages 15 - 24
6. Chief's Monthly Status Report	pages 25 - 28

NOTICE IS HEREBY GIVEN that the Board of Emergency Services Commissioners of Travis County Emergency Services District No. 3 (TCESD3) will hold a regular meeting at 7:00 p.m. on Monday, January 25, 2021. On March 16, 2020, in accordance with Texas Government Code § 418.016, Governor Abbott suspended various provisions of the Open Meetings Act that require government officials and members of the public to be physically present at a specified meeting location due to the COVID-19 virus. Pursuant to that suspension, members of the public will not be allowed to attend this regular meeting in person.

The **public** may view this regular meeting while in progress online at the following web address:
<https://us02web.zoom.us/j/81501837394?pwd=Yy9WbzJkOHI1TnMwSTdDaW5kWHpzUT09>

An electronic copy of the agenda and its published contents can be found at:
<http://www.oakhillfire.org/esddocs/Meetings/ESD Board Package 20210125.pdf>

Please note that members of the **public** who wish to communicate to the Commissioners during the "Public Comments" item (#3) on the agenda may do so by selecting the "Raise Hand" icon on their screen and standby for acknowledgement.

The subject of and matters to be considered at said meeting include, among other business, the following:

1. Call to order.
2. Proof of quorum.
3. **Comments from the Public:** Receive comments from visitors and a response once acknowledged.
4. Review and approve the minutes of the December 28, 2020 regular meeting of the District.
5. Review and approval of the Treasurers' monthly report for December 2020.
6. Approve payments over \$2,000 from December 21st to January 21, 2021.
7. Review Sales Tax Statistics
8. Review of Chief's Monthly Status Reports
 1. Significant incident runs;
 2. Statistics;
 3. Special Project Updates
9. Other Business:
 1. Report on any ESDCC activities. Announcement of the next ESDCC meeting dates.
 2. Commissioner Announcements (no action will be taken on any such announcements).
10. Announcement of future meeting dates of the Board of ESD 03 Commissioners.
11. Adjourn.

By: _____ Herb Holloway, Business Manager

NOTE: The Board of Emergency Services Commissioners reserves the right to adjourn into Closed Meeting at any time during the course of this meeting to discuss any of the agenda items listed above as authorized by Texas Government Code, Section 551.071 (Consultation with Attorney), 551.072 (Deliberations about Real Property), 551.073 (Deliberations about Gifts and Donations), 551.074 (Personnel Matters), and 551.076 (Deliberations about Security Devices) or other applicable law. Each person, organization or group wishing to address the Board will be allowed a maximum of three (3) minutes to speak on items on the agenda or other business of the District. The speaker will give his/her name, address, organizational affiliation, if any, and indicate the subject he/she intends to address. The Board welcomes citizen comment on any issue, but the Open Meetings Act prohibits any board action on issues not posted on the agenda. The District reserves the right to terminate any presentation by a speaker if it is disruptive of the good conduct of the meeting, or is in violation of law.

The undersigned affirms and states that he posted or caused to be posted a true and correct copy of the foregoing notice at a place convenient to the public at the Travis County ESD3 Administrative Office, 4111 Barton Creek Boulevard, Travis County, Texas, a location within said Travis County Emergency Services District Number 3 at _____ .M. on January 22, 2021

By: _____ Herb Holloway, Business Manager

Minutes of Travis County Emergency Services District #3

December 28, 2020

Attached to and incorporated into these minutes is a copy of the official agenda for the December 28, 2020 meeting.

The meeting was held electronically via a ZOOM connection and not in person, due to the COVID pandemic.

Under Agenda Items 1 & 2: Commissioner President Edd New called the Travis County Emergency Services District #3 (TCESD# 3, the District) Board of Commissioners' regular meeting to order at 7:00 p.m. via a ZOOM connection. A quorum was established with Commissioners Carroll Knight, John Villanacci and Matt Escobedo present.

Fire department personnel present at the meeting included: Chief Wittig, Business Manager Holloway, Battalion Chief J.D. Patton and Battalion Chief Robert Hartigan.

Under Agenda Item 3: There were no Visitors comments.

Under Agenda Item 4: Commissioner Villanacci moved to approve the November 23, 2020 regular meeting minutes. Commissioner Knight seconded the motion, which carried unanimously.

Under Agenda Item 5: The November Treasurers monthly reports were reviewed. Commissioner Villanacci moved to approve. Commissioner Escobedo seconded the motion, which carried unanimously.

Under Agenda Item 6: Checks and distributions over \$2,000 were reviewed for the period of November 19 to December 21, 2020. Commissioner Knight moved to approve. Commissioner Villanacci seconded the motion, which carried unanimously.

Under Agenda Item 7: The November Investment Officers Reports was reviewed and discussed. Commissioner Villanacci moved to approve. Commissioner Escobedo seconded the motion, which carried unanimously.

Under Agenda Item 8: The Commissioners reviewed the Sales Tax Status Report for November.

Under Agenda Item 9: Chief Wittig presented the Monthly Status Report for November.

Under Agenda Item 10: No other business or ESDCC activities to report. The next meeting would be held January 23rd and it was noted that our new Travis County Commissioner would be Ann Howard.

Under Agenda Item 11: It was announced that the next REGULAR Board meetings of TCESD#3 would be held January 25th, February 22 and March 22, 2021 at Station 302.

Under Agenda Item 12: Meeting was adjourned at 7:57 p.m.

NOTICE IS HEREBY GIVEN that the Board of Emergency Services Commissioners of Travis County Emergency Services District No. 3 (TCESD3) will hold a regular meeting at 7:00 p.m. on Monday, December 28, 2020. On March 16, 2020, in accordance with Texas Government Code § 418.016, Governor Abbott suspended various provisions of the Open Meetings Act that require government officials and members of the public to be physically present at a specified meeting location due to the COVID-19 virus. Pursuant to that suspension, members of the public will not be allowed to attend this regular meeting in person.

The **public** may view this regular meeting while in progress online at the following web address:
<https://us02web.zoom.us/j/81501837394?pwd=Yy9WbzJkOHIhTnMwSTdDaW5kWHpzUT09>

An electronic copy of the agenda and its published contents can be found at:
<http://www.oakhillfire.org/esddocs/Meetings/ESD Board Package 20201228.pdf>

Please note that members of the **public** who wish to communicate to the Commissioners during the "Public Comments" item (#3) on the agenda may do so by selecting the "Raise Hand" icon on their screen and standby for acknowledgement.

The subject of and matters to be considered at said meeting include, among other business, the following:

1. Call to order.
2. Proof of quorum.
3. **Comments from the Public:** Receive comments from visitors and a response once acknowledged.
4. Review and approve the minutes of the November 23, 2020 regular meeting of the District.
5. Review and approval of the Treasurers' monthly report for November 2020.
6. Approve payments over \$2,000 from November 19th to December 21, 2020.
7. Review and Approve Investment Officers Report for November 30, 2020
8. Review Sales Tax Statistics
9. Review of Chief's Monthly Status Reports
 1. Significant incident runs;
 2. Statistics;
 3. Special Project Updates
10. Other Business:
 1. Report on any ESDCC activities. Announcement of the next ESDCC meeting dates.
 2. Commissioner Announcements (no action will be taken on any such announcements).
11. Announcement of future meeting dates of the Board of ESD 03 Commissioners.
12. Adjourn.

By: _____ Herb Holloway, Business Manager

NOTE: The Board of Emergency Services Commissioners reserves the right to adjourn into Closed Meeting at any time during the course of this meeting to discuss any of the agenda items listed above as authorized by Texas Government Code, Section 551.071 (Consultation with Attorney), 551.072 (Deliberations about Real Property), 551.073 (Deliberations about Gifts and Donations), 551.074 (Personnel Matters), and 551.076 (Deliberations about Security Devices) or other applicable law. Each person, organization or group wishing to address the Board will be allowed a maximum of three (3) minutes to speak on items on the agenda or other business of the District. The speaker will give his/her name, address, organizational affiliation, if any, and indicate the subject he/she intends to address. The Board welcomes citizen comment on any issue, but the Open Meetings Act prohibits any board action on issues not posted on the agenda. The District reserves the right to terminate any presentation by a speaker if it is disruptive of the good conduct of the meeting, or is in violation of law.

The undersigned affirms and states that he posted or caused to be posted a true and correct copy of the foregoing notice at a place convenient to the public at the Travis County ESD3 Administrative Office, 4111 Barton Creek Boulevard, Travis County, Texas, a location within said Travis County Emergency Services District Number 3 at _____ .M. on December 22, 2020

By: _____ Herb Holloway, Business Manager

Travis County ESD#3
Balance Sheet Prev Year Comparison

As of December 31, 2020

	Dec 31, 20	Dec 31, 19	\$ Change
ASSETS			
Current Assets			
Checking/Savings			
110 - WF ADVISORS - Cash Sweep	68,911.76	1,764,509.94	-1,695,598.18
100 WF Money Market 8960	1,963,356.52	3,229,873.69	-1,266,517.17
102 WF Checking Plus 8760	122,255.37	110,416.56	11,838.81
103 WF RESERVE Savings 7928	792,722.17	792,604.90	117.27
104 WF General CDs	1,470,007.00	0.00	1,470,007.00
105 WF RESERVE CDs	735,000.00	490,000.00	245,000.00
107 WF 2005 & 2013 Bond Debt	12,134.71	11,846.70	288.01
108 TexPool Investment 001	2,913,085.70	2,898,596.65	14,489.05
109 TexPool RESERVE 002	601,240.61	598,250.14	2,990.47
115 Petty Cash	145.00	145.00	0.00
Total Checking/Savings	8,678,858.84	9,896,243.58	-1,217,384.74
Accounts Receivable			
125 Accounts Receivable	49,018.75	87,703.21	-38,684.46
Total Accounts Receivable	49,018.75	87,703.21	-38,684.46
Other Current Assets			
Due from Gen. Fund to Debt Serv	-507.00	-507.00	0.00
123 - Sales Tax Receivable	664,368.40	622,987.43	41,380.97
1021 Texas Compt. Reserve Acct	7,664.84	7,363.45	301.39
120 A/R Property Taxes 1yr +	57,673.33	61,045.69	-3,372.36
121 Allowance for Doubtful A/Cs	-9,157.00	-9,157.00	0.00
131 - Prepaid Expenses	198,718.63	0.00	198,718.63
Total Other Current Assets	918,761.20	681,732.57	237,028.63
Total Current Assets	9,646,638.79	10,665,679.36	-1,019,040.57
Fixed Assets			
Land and Land Improvements	1,350,661.00	1,350,661.00	0.00
Fire Trucks and Vehicles	2,933,732.47	2,874,056.93	59,675.54
Office and Other Equipment	508,223.79	478,420.24	29,803.55
Buildings	6,176,520.97	6,095,079.56	81,441.41
Accumulated Depreciation	-4,631,428.31	-4,315,342.53	-316,085.78
Total Fixed Assets	6,337,709.92	6,482,875.20	-145,165.28
TOTAL ASSETS	15,984,348.71	17,148,554.56	-1,164,205.85

Travis County ESD#3
Balance Sheet Prev Year Comparison
As of December 31, 2020

	Dec 31, 20	Dec 31, 19	\$ Change
LIABILITIES & EQUITY			
Liabilities			
Current Liabilities			
Other Current Liabilities			
Accounts Payable - Audit	152,752.02	0.00	152,752.02
Due to Debt Serv. from Gen. Fun	-507.00	-507.00	0.00
200 Deferred Revenue - Prop Tax	51,889.03	51,889.03	0.00
260 Accrued salaries payable	156,518.78	0.00	156,518.78
Total Other Current Liabilities	360,652.83	51,382.03	309,270.80
Total Current Liabilities	360,652.83	51,382.03	309,270.80
Long Term Liabilities			
Accrued Vacation Payable	297,604.00	282,529.00	15,075.00
2013 Limited Bonds	1,130,000.00	1,435,000.00	-305,000.00
Total Long Term Liabilities	1,427,604.00	1,717,529.00	-289,925.00
Total Liabilities	1,788,256.83	1,768,911.03	19,345.80
Equity			
Investment in Fixed Assets	5,639,777.88	5,148,550.41	491,227.47
Fund Balance - Debt Serv. Fund	10,218.00	10,218.00	0.00
Fund Balance - Unassigned	4,177,599.39	4,139,590.78	38,008.61
Fund Balance - Assigned	5,914,759.11	4,989,018.49	925,740.62
Net Revenue	-1,546,262.50	1,092,265.85	-2,638,528.35
Total Equity	14,196,091.88	15,379,643.53	-1,183,551.65
TOTAL LIABILITIES & EQUITY	15,984,348.71	17,148,554.56	-1,164,205.85

TCESD # 3 Certificate of Deposit Details

RESERVE SAVINGS CD's

#		Bought	Mature
YRC1	\$245,000.00	11/30/20	5/31/21
9PY9	\$245,000.00	11/30/20	6/2/21
9QJ7	\$245,000.00	11/30/20	1 yr

\$735,000.00

Yearly Return

YRC1	1st Nat of Amer
9PY9	BankUnited
9QJ7	Cathay Bank

GENERAL SAVINGS CD's

#		Bought	Mature
MPK3	\$245,007.00	2/5/20	2yr
AJM4	\$245,000.00	2/7/20	1.5yr
MH64	\$245,000.00	2/12/20	1yr
RNB6	\$245,000.00	2/12/20	1yr
EAG8	\$245,000.00	2/13/20	1yr
SKA8	\$245,000.00	2/14/20	1.25yr

\$1,470,007.00

Yearly Return

MPK3	Goldman Sachs
AJM4	BMW Bank
MH64	Mizuho Bank
RNB6	TCF Bank
EAG8	Morgan Stanley
SKA8	Pinnacle Bank

\$24,255

Total Debt Repayment Schedule															
Date	Firetrucks and Tower			Series 2003			Series 2005			Series 2013			TOTAL		
	Principal	Interest	Total	Principal	Interest	Total	Principal	Interest	Total	Principal	Interest	Total	Principal	Interest	Total
3/1/2013															
3/2/2013	75,858	15,124	90,983												
7/17/2013	24,672	15,244	39,917												
9/1/2013	165,000	3,011	168,011	65,000	4,100	69,100	50,000	38,975	88,975	280,000	46,086	326,086			474,058
3/1/2014					2,800	2,800		38,475	38,475		41,275	41,275			
7/17/2014	25,477	14,440	39,917							25,477	14,440	39,917			
3/2/2014	79,385	11,597	90,983							79,385	11,597	90,983			
9/1/2014				70,000	2,800	72,800	195,000	38,475	233,475	265,000	41,275	306,275			478,450
3/1/2015					1,400	1,400					36,525	36,525			
3/2/2015	83,077	7,905	90,983										83,077	7,905	90,983
7/17/2015	26,307	13,610	39,917							26,307	13,610	39,917			
9/1/2015				70,000	1,400	71,400	200,000	36,525	236,525	270,000	37,925	307,925			476,750
3/1/2016											34,525	34,525			
3/2/2016	86,940	4,042	90,983							86,940	4,042	90,983			
6/1/2016	391,799	11,353	403,152							391,799	11,353	403,152			
9/1/2016				280,000						280,000			314,525		314,525
3/1/2017											31,725	31,725			31,725
9/1/2017				280,000						280,000			311,725		311,725
3/1/2018											28,925	28,925			28,925
9/1/2018				290,000						290,000			318,925		318,925
3/1/2019											26,025	26,025			26,025
9/1/2019				300,000						300,000			326,025		326,025
3/1/2020											21,525	21,525			21,525
9/1/2020				305,000						305,000			326,525		326,525
3/1/2021											16,950	16,950			16,950
9/1/2021				310,000						310,000			326,950		326,950
3/1/2022											12,300	12,300			12,300
9/1/2022				320,000						320,000			332,300		332,300
3/1/2023											7,500	7,500			7,500
9/1/2023				335,000						335,000			342,500		342,500
3/1/2024											2,475	2,475			2,475
9/1/2024				85,000						85,000			87,475		87,475
3/1/2025											1,200	1,200			1,200
9/1/2025				80,000						80,000			81,200		81,200
TOTAL	793,515	93,315	886,835	\$ 165,000	\$ 6,023	\$ 171,023	\$ 205,000	\$ 16,600	\$ 221,600	\$ 3,030,000	\$ 565,235	\$ 3,595,235	\$ 4,193,515	\$ 681,173	\$ 4,874,693

Travis County ESD#3
Revenue & Expense Prev Year Comparison
 December 2020

	Dec 20	Dec 19	\$ Change
Revenue and Expense			
Revenue			
407 INTEREST	699.46	6,291.44	-5,591.98
410 PROPERTY TAX	580,324.40	1,105,185.75	-524,861.35
415 SALES TAX ALLOCATION	358,075.30	342,698.38	15,376.92
435 FACILITY RENTAL	0.00	3,110.00	-3,110.00
450 BILLING	0.00	90.50	-90.50
470 FIRE ACADEMY FEES	8,098.60	4,150.00	3,948.60
480 DONATIONS	3,000.00	3,000.00	0.00
490 WORKERS' COMP RECEIPTS	6,388.00	0.00	6,388.00
Total Revenue	956,585.76	1,464,526.07	-507,940.31
Expense			
500 COST OF REVENUE ACQUISITION	22,378.39	10,884.01	11,494.38
600 EMERGENCY RESPONSE	24,808.67	6,123.69	18,684.98
630 CONTINUED EDUCATION	2,839.10	2,974.27	-135.17
640 HUMAN RESOURCES	445,816.61	305,423.08	140,393.53
650 ADMINISTRATION	147,276.17	8,271.91	139,004.26
670 PREVENTION/PUBLIC EDUCATION	4,425.60	0.00	4,425.60
Total Expense	647,544.54	333,676.96	313,867.58
Net Revenue	309,041.22	1,130,849.11	-821,807.89

Travis County ESD#3
Revenue & Expense Prev Year Comparison
 October through December 2020

	Oct - Dec 20	Oct - Dec 19	\$ Change
Revenue and Expense			
Revenue			
407 INTEREST	2,284.72	20,109.36	-17,824.64
410 PROPERTY TAX	609,273.16	1,197,030.28	-587,757.12
415 SALES TAX ALLOCATION	1,022,443.60	986,234.81	36,208.79
435 FACILITY RENTAL	0.00	33,560.00	-33,560.00
450 BILLING	906.92	90.50	816.42
470 FIRE ACADEMY FEES	31,297.37	53,950.00	-22,652.63
471 EMT SCHOOL FEES	4,151.10	10,225.00	-6,073.90
480 DONATIONS	3,000.00	3,040.00	-40.00
490 WORKERS' COMP RECEIPTS	6,388.00	620.90	5,767.10
Total Revenue	1,679,744.87	2,304,860.85	-625,115.98
Expense			
500 COST OF REVENUE ACQUISITION	37,665.76	25,754.74	11,911.02
600 EMERGENCY RESPONSE	1,518,187.19	88,007.17	1,430,180.02
630 CONTINUED EDUCATION	18,203.60	24,287.82	-6,084.22
640 HUMAN RESOURCES	1,216,992.57	929,526.55	287,466.02
650 ADMINISTRATION	430,532.65	141,531.79	289,000.86
670 PREVENTION/PUBLIC EDUCATION	4,425.60	3,486.93	938.67
Total Expense	3,226,007.37	1,212,595.00	2,013,412.37
Net Revenue	-1,546,262.50	1,092,265.85	-2,638,528.35

Rev-Exp Budget for the YEAR vs. Actual

October through December 2020

	Oct - Dec 20	Budget	\$ Over Budget
Revenue and Expense			
Revenue			
407 INTEREST	2,285	19,998	-17,713
410 PROPERTY TAX	609,273	1,194,555	-585,282
415 SALES TAX ALLOCATION	1,022,444	774,762	247,682
435 FACILITY RENTAL	0	37,500	-37,500
450 BILLING	907	0	907
470 FIRE ACADEMY FEES	31,297	53,950	-22,653
471 EMT SCHOOL FEES	4,151	0	4,151
480 DONATIONS	3,000	1,000	2,000
490 WORKERS' COMP RECEIPTS	6,388	0	6,388
499 SALE OF PROPERTY	0	1,500,000	-1,500,000
Total Revenue	1,679,745	3,581,765	-1,902,020
Expense			
500 COST OF REVENUE ACQUISITION	37,666	22,875	14,791
600 EMERGENCY RESPONSE	1,518,187	1,496,425	21,762
630 CONTINUED EDUCATION	18,204	73,197	-54,993
640 HUMAN RESOURCES	1,216,993	1,093,143	123,850
650 ADMINISTRATION	430,533	483,786	-53,253
670 PREVENTION/PUBLIC EDUCATION	4,426	0	4,426
Total Expense	3,226,009	3,169,426	56,583
Net Revenue	-1,546,264	412,339	-1,958,603

Travis County ESD#3
Profit & Loss
 October through December 2020

	<u>Oct - Dec 20</u>
Revenue and Expense	
Revenue	
407 INTEREST	2,284.72
410 PROPERTY TAX	
4101 Prop Tax Current	607,104.58
4102 Prop Tax Prior	2,168.58
Total 410 PROPERTY TAX	<u>609,273.16</u>
415 SALES TAX ALLOCATION	1,022,443.60
450 BILLING	906.92
470 FIRE ACADEMY FEES	31,297.37
471 EMT SCHOOL FEES	
4735 - EMT Academy 24	4,151.10
Total 471 EMT SCHOOL FEES	<u>4,151.10</u>
480 DONATIONS	
General Donations	3,000.00
Total 480 DONATIONS	<u>3,000.00</u>
490 WORKERS' COMP RECEIPTS	<u>6,388.00</u>
Total Revenue	<u><u>1,679,744.87</u></u>
Expense	
500 COST OF REVENUE ACQUISITION	
501 Prop Tax Coll & Val fees	14,216.88
502 Sales Tax Collection Costs	16,287.37
500 COST OF REVENUE ACQUISITION - Other	7,161.51
Total 500 COST OF REVENUE ACQUISITION	<u>37,665.76</u>
600 EMERGENCY RESPONSE	
601 Apparatus	1,412,212.52
602 Pagers	36.00
603 Dispatch & Communications	33,868.42
604 Fuel	3,310.19
605 SCBA Maintenance	3,117.18
606 Vehicle Maint & Repairs	8,900.52
608 Vehicle Supplies	37,928.63
609 Uniforms & Protective Gear	4,037.08
611 Supplies - EMS	3,096.65
613 Auto Insurance	11,680.00
Total 600 EMERGENCY RESPONSE	<u>1,518,187.19</u>

Travis County ESD#3
Profit & Loss
 October through December 2020

Oct - Dec 20

630 CONTINUED EDUCATION	
631 Training - EMS	2,389.05
632 Training - Fire & Rescue	1,654.53
634 Fire Academy	7,169.09
635 EMT Certification School	
635 / 11 EMT-B Cert	1,523.31
635 EMT Certification School - Other	5,467.62
Total 635 EMT Certification School	<u>6,990.93</u>
Total 630 CONTINUED EDUCATION	18,203.60
640 HUMAN RESOURCES	
641 Benefits & Payroll Tax	284,812.17
642 Payroll	928,760.37
643 Volunteer & Emp Recognition	96.69
644 Certifications	3,323.34
Total 640 HUMAN RESOURCES	<u>1,216,992.57</u>
650 ADMINISTRATION	
668 - Building Expansion-Improvement	353,377.71
651 Building Maint.	21,357.34
652 Office Supplies	587.91
653 Station Supplies	1,576.03
654 Bank Fees	504.75
655 Dues & Subscriptions	619.98
656 Information Technology	2,914.21
657 Postage & Handling	449.57
658 Property & Liability Insura	19,476.00
659 Professional Services	870.00
660 Public Notices/Articles	528.00
661 Telephone	1,421.19
662 Utilities	15,626.41
666 Contract Services	11,223.55
Total 650 ADMINISTRATION	<u>430,532.65</u>
670 PREVENTION/PUBLIC EDUCATION	
672 Public Education	4,425.60
Total 670 PREVENTION/PUBLIC EDUCATION	<u>4,425.60</u>
Total Expense	<u>3,226,007.37</u>
Net Revenue	<u><u>-1,546,262.50</u></u>

**TRAVIS COUNTY ESD #3
PROPERTY TAX REVENUE COLLECTION COMPARISON**

	FISCAL YEAR ENDING				Compared to prior year	
	2020		2021		Month \$	
	For all prior to 2019 taxes	For Prior 2020	For all prior to 2019 taxes	For Current 2020-2021		
OCT	537	6414	327	1733	-\$4,681	-73%
NOV	2709	120590	209	34489	-\$86,101	-71%
DEC	802	1187649	2414	1050426	-\$137,223	-12%
JAN	1342	1195296			-\$1,195,296	-100%
FEB	504	200800			-\$200,800	-100%
MAR	677	29057			-\$29,057	-100%
APR	326	9006			-\$9,006	-100%
MAY	-8	15274			-\$15,274	-100%
JUN	71	10158			-\$10,158	-100%
JUL	16	10912			-\$10,912	-100%
AUG	26	496			-\$496	-100%
SEPT	229	3243			-\$3,243	-100%
YEAR	7231	2788895	2950	1086648	\$ (1,702,247)	
	\$	2,796,126	\$	1,089,598		
				2020-21 Tax Levy	\$2,905,974	

NET CERTIFIED TAXABLE PROPERTY VALUE UPDATES FROM TCAD

Rec'd	FISCAL YEAR ENDING				Inc/(Dec) from	
	2020		2021		Prior Year \$	Prior Year %
	2,018	2,019	2019	2020		
OCT	\$3,279,301,616	\$3,511,059,678	\$3,504,957,784	\$3,677,674,279	\$172,716,495	5%
NOV	\$3,279,301,616	\$3,511,059,678	\$3,504,932,084	\$3,642,730,490	\$137,798,406	4%
DEC	\$3,278,868,431	\$3,510,265,810	\$3,504,709,909	\$3,642,227,358	\$137,517,449	4%
JAN	\$3,278,868,431	\$3,508,671,588			\$0	0%
FEB	\$3,278,868,431	\$3,507,888,430			\$0	0%
MAR	\$3,507,006,601	\$3,617,849,388			\$0	0%
APR	\$3,278,814,181	\$3,506,665,640			\$0	0%
MAY	\$3,278,814,181	\$3,506,354,376			\$0	0%
JUN	\$3,278,202,948	\$3,506,162,885			\$0	0%
JUL	\$3,278,166,368	\$3,505,364,687			\$0	0%
AUG	\$3,278,236,478	\$3,505,423,273			\$0	0%
SEPT	\$3,504,957,784	\$3,677,674,279			\$0	0%

2018-2019 Tax Levy on 6,028 Parcels is \$3,281,236,467 at a tax rate of .0975

2019-2020 Tax Levy on 6,025 Parcels is \$3,504,957,784 at a tax rate of .0800

2020-2021 Tax Levy on 6,069 Parcels is \$3,677,674,279 at a tax rate of .0790

Checks over \$2,000 for the period of December 22nd to January 21, 2021

<u>Date</u>	<u>Num</u>	<u>Name</u>	<u>Memo</u>	<u>Amount</u>
12/23/2020	draft	COSTCO - VISA	Numerous Charges	\$10,390.54
12/28/2020	16944	SHI	Three Whiteboards	\$2,735.20
12/28/2020	16945	Sutphen Corporation	Manual Pump Option for new Quint	\$3,952.22
12/29/2020	transfer	Wells Fargo Money Market	To transfer funds for additional December costs	\$150,000.00
12/30/2020	draft	Paychex	Employee 457 Contribution	\$12,192.31
12/30/2020	draft	Paychex	Employer 401 Matching	\$15,712.44
12/30/2020	draft	Paychex	Net Payroll	\$79,019.67
12/30/2020	draft	Paychex	Employment Taxes	\$28,831.65
1/11/2021	draft	Wells Fargo Money Market	To transfer funds for additional January costs	\$350,000.00
1/12/2021	draft	Paychex	Employee 457 Contribution	\$13,170.92
1/12/2021	draft	Paychex	Employer 401 Matching	\$16,227.70
1/12/2021	draft	Paychex	Net Payroll	\$76,940.68
1/12/2021	draft	Paychex	Employment Taxes	\$30,559.83
1/19/2021	16967	State Firemans and Firefighters	Fire Academy Textbooks	\$3,768.00
1/19/2021	16968	Texas Association of Counties	Health Insurance	\$38,695.06
1/19/2021	16972	The Hartford	Accident Insurance	\$4,159.39

Oak Hill Fire Department
Travis County Emergency Services District #3

Station 301
Circle Drive
9211 Circle Drive
Austin, Texas 78736
512-288-5576
Fax 512-288-5903



Station 302
Barton Creek
4111 Barton Creek
Austin, Texas 78735
Admin 512-288-5534
Fax 512-288-5844

January 2021 Sales Tax Summary

Our January sales tax allocation was \$348,364. This was up 22.0% (+\$62,841) compared to January 2020 and up 7.9% (+\$98,373) for the fiscal year to date. This was our highest ever January allocation.

Our top 10 large companies accounted for 56.3% (+\$149,634), our top 30 large companies accounted for 72.2% (+\$96,188), and our top 100 large companies accounted for 88.8% (+\$101,254) of our total fiscal year collections.

The out of state marketplace “Single Local Tax Rate” allocation was \$3,351 (+\$11,207 fiscal year to date).

The January allocation reflects sales made during the month of November. The data continues to show strong online retail trade performance.

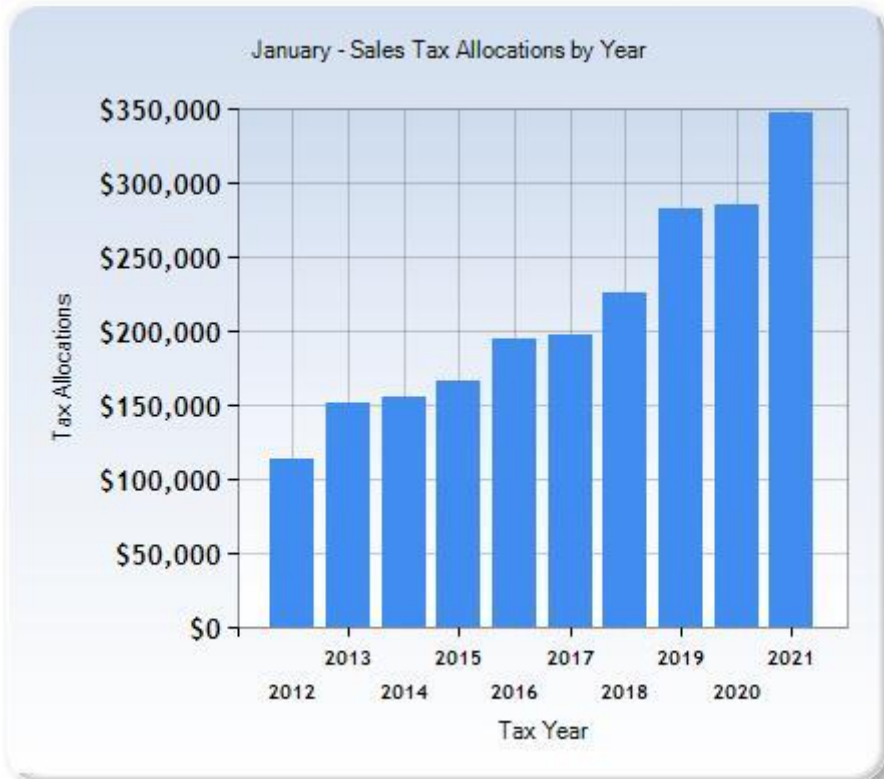


Chart Source: Municipal Advisory Council of Texas (mactexas.com)

SALES TAX SNAPSHOT

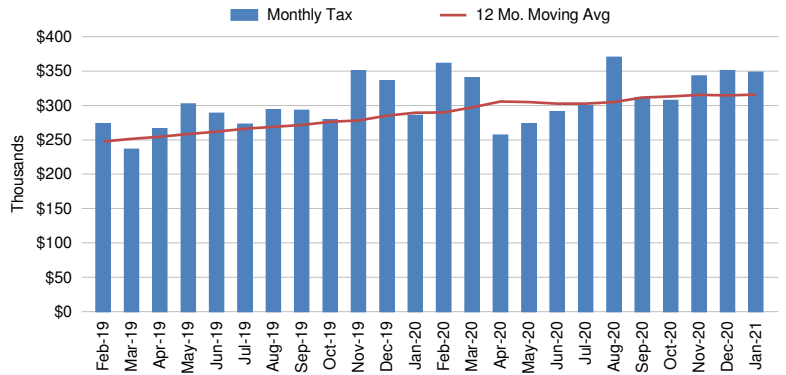
Travis Co Esd 3

Jan-21

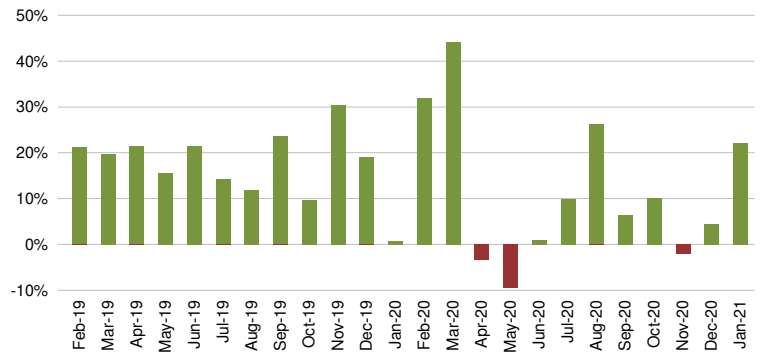
Sales Tax Net Payments

FY Mo.	FY2020	FY2021	YoY % Change
Oct	\$ 279,300	\$ 307,394	10.1%
Nov	\$ 350,192	\$ 343,019	-2.0%
Dec	\$ 336,160	\$ 350,770	4.3%
Jan	\$ 285,523	\$ 348,364	22.0%
Feb	\$ 361,184		
Mar	\$ 340,129		
Apr	\$ 256,978		
May	\$ 273,688		
Jun	\$ 291,021		
Jul	\$ 299,648		
Aug	\$ 370,269		
Sep	\$ 311,596		
FYTD	\$ 1,251,175	\$ 1,349,548	7.9%
FY Total	\$ 3,755,688		

Sales Tax Net Payments Trend



Sales Tax Net Payments Change - YoY



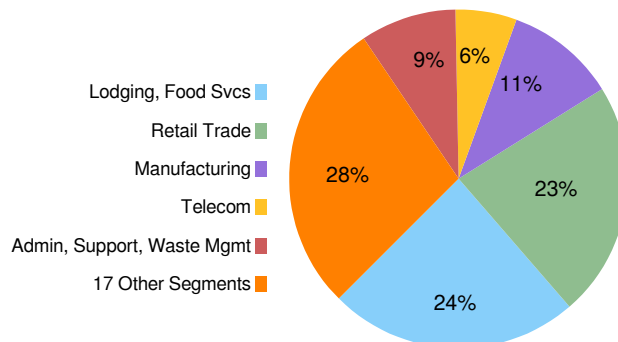
Top 10 Taxpayers

Rank	Company	FYTD Collections	% Total
1	OMNI BARTON CREEK, INC.		
2	MCCOY CORPORATION		
3	AMAZON FULFILLMENT SERVICES INC		
4	AUSTIN READY-MIX, LLC		
5	AMAZON.COM SERVICES INC (MARKETPLACE)		
6	CENTEX MATERIALS LLC		
7	BAREFOOT MOSQUITO AND PEST CONTROL INC		
8	TIME WARNER CABLE TEXAS LLC		
9	NEW CINGULAR WIRELESS PCS, LLC		
10	FP LEGACY LANDSCAPING LLC		
Top 10 Companies		\$ 775,990	56.3%
3894 Other Large Companies		\$ 579,957	42.1%
Small Companies/Other		\$ 18,567	1.3%
Single Local Tax Rate (SLT)		\$ 3,351	0.2%
Total		\$ 1,377,864	100.0%

Industry Segment Collections Trend - YoY % Chg

SEGMENT	Aug	Sep	Oct	Nov	Dec	Jan
Lodging, Food Svcs	1.9%	-22.5%	26.5%	-6.1%	-9.2%	15.8%
Retail Trade	66.5%	58.0%	54.1%	64.4%	70.5%	93.5%
Manufacturing	68.9%	27.2%	-2.3%	-18.7%	23.0%	57.5%
Admin, Support, Waste Mgmt	6.9%	4.8%	-15.8%	10.6%	9.7%	28.6%
Telecom	-5.2%	-41.3%	-50.3%	-45.1%	-44.3%	-37.9%
All Others	24.9%	-0.1%	-0.3%	-23.6%	-15.0%	-11.0%
Total Collections	26.1%	5.3%	9.5%	-3.4%	4.0%	21.2%

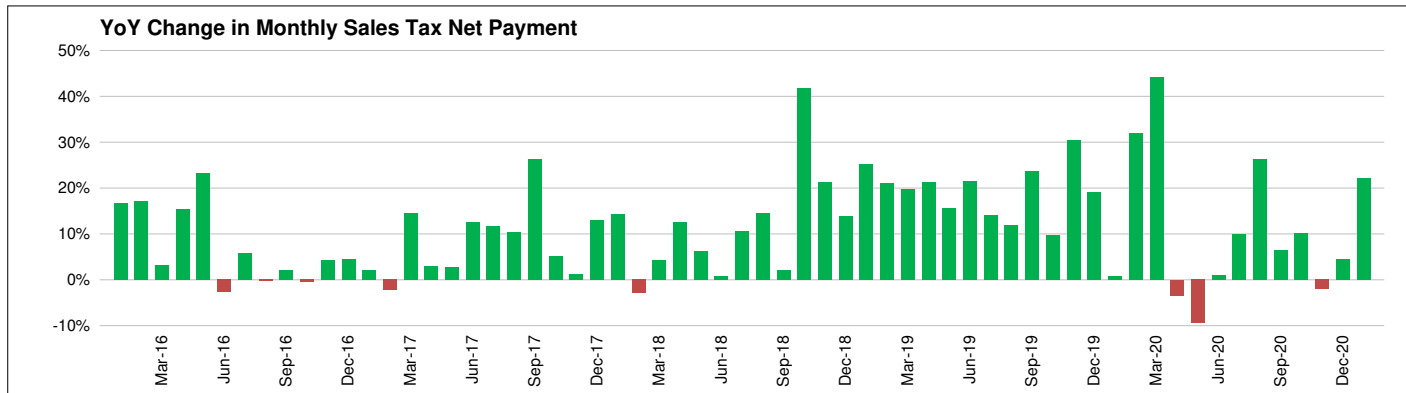
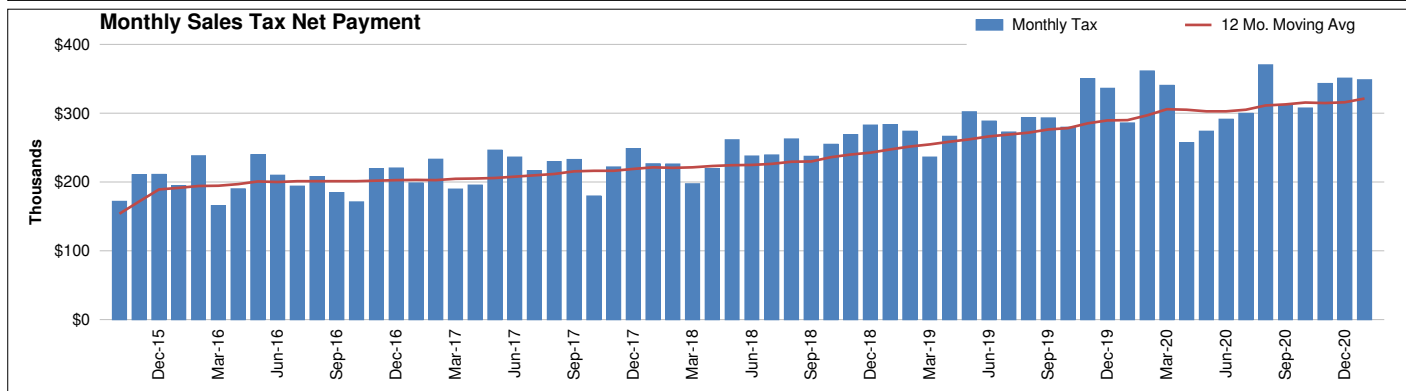
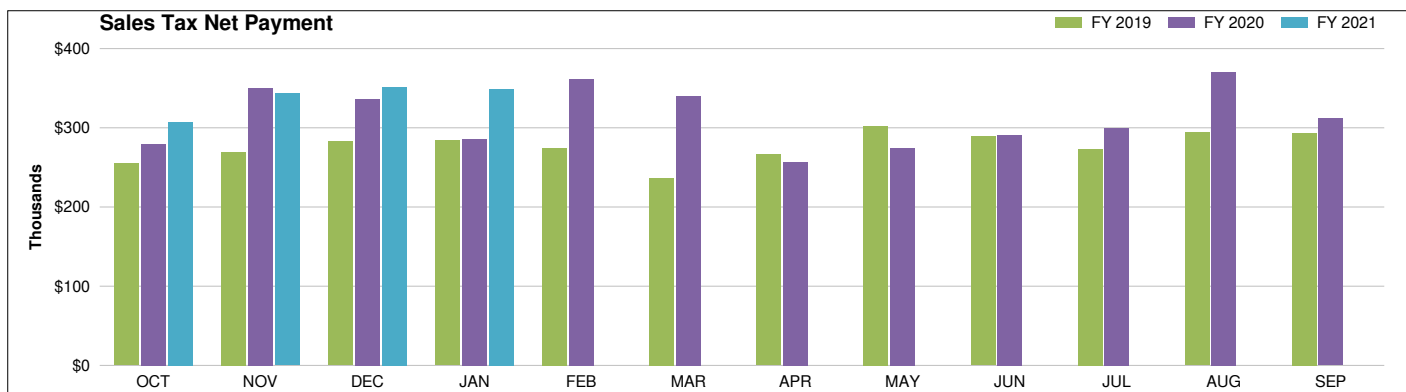
Sales Tax Collections by Industry Segment



Travis Co Esd 3 - Sales Tax Net Payment Trend

	FISCAL YEAR				
	2017	2018	2019	2020	2021
Oct	\$ 170,977	\$ 179,651	\$ 254,653	\$ 279,300	\$ 307,394
Nov	\$ 219,202	\$ 221,642	\$ 268,666	\$ 350,192	\$ 343,019
Dec	\$ 219,986	\$ 248,386	\$ 282,643	\$ 336,160	\$ 350,770
Jan	\$ 198,396	\$ 226,506	\$ 283,418	\$ 285,523	\$ 348,364
Feb	\$ 233,001	\$ 226,072	\$ 273,685	\$ 361,184	
Mar	\$ 189,353	\$ 197,206	\$ 236,128	\$ 340,129	
Apr	\$ 195,238	\$ 219,385	\$ 266,086	\$ 256,978	
May	\$ 246,250	\$ 261,412	\$ 302,117	\$ 273,688	
Jun	\$ 235,933	\$ 237,487	\$ 288,481	\$ 291,021	
Jul	\$ 216,245	\$ 238,987	\$ 272,600	\$ 299,648	
Aug	\$ 229,269	\$ 262,553	\$ 293,513	\$ 370,269	
Sep	\$ 232,588	\$ 237,144	\$ 292,962	\$ 311,596	
YEAR	\$ 2,586,437	\$ 2,756,433	\$ 3,314,952	\$ 3,755,688	\$ 1,349,548
YoY Change		6.6%	20.3%	13.3%	na

Change: FY '21/'20			
Month		Year-to-Date	
\$	%	\$	YTD %
\$ 28,095	10.1%	\$ 28,095	10.1%
\$ (7,173)	-2.0%	\$ 20,922	3.3%
\$ 14,610	4.3%	\$ 35,532	3.7%
\$ 62,841	22.0%	\$ 98,373	7.9%



Travis Co Esd 3
SALES TAX PAYMENT DETAIL

Jan-21				Fiscal Year: Oct-Sep		
COLLECTIONS	Jan-20	Jan-21	Chg. \$ Chg. %	Prior FYTD	Current FYTD	Chg. \$ Chg. %
Current Period	283,890	345,741	61,850 21.8%	1,222,316	1,350,682	128,365 10.5%
Prior Period	4,909	5,843	934 19.0%	48,387	9,326	(39,061) -80.7%
Future Period	87	285	198 227.9%	1,865	8,013	6,148 329.6%
Audit	(4)	133	136 -3657.9%	1,274	(1,535)	(2,810) -220.5%
Unidentified	22	69	47 216.7%	130	172	42 32.3%
Single Local Tax Rate	1,398	3,351	1,953 139.7%	2,565	11,207	8,642 337.0%
TOTAL	290,302	355,421	65,119 22.4%	1,276,537	1,377,864	101,327 7.9%
Service Fee	(5,806)	(7,108)	(1,302) 22.4%	(25,531)	(27,557)	(2,027) 7.9%
Current Retained	(5,690)	(6,966)	(1,276) 22.4%	(25,020)	(27,006)	(1,986) 7.9%
Prior Retained	6,717	7,018	301 4.5%	25,189	26,247	1,058 4.2%
NET PAYMENT	285,523	348,364	62,841 22.0%	1,251,175	1,349,548	98,373 7.9%

Travis Co Esd 3
TOP 30 COMPANIES RANK and CHANGE SUMMARY
Jan-21

Fiscal Year: Oct-Sep

Rank*	Company	NAICS Key	Prior	Current	Change \$	Change %	Current Fiscal YTD % Total Collections
			Fiscal YTD Sales Tax Collections	Fiscal YTD Sales Tax Collections			
1	OMNI BARTON CREEK, INC.	22					
2	MCCOY CORPORATION	9					
3	AMAZON FULFILLMENT SERVICES INC	8					
4	AUSTIN READY-MIX, LLC	5					
5	AMAZON.COM SERVICES INC (MARKETPLACE)	9					
6	CENTEX MATERIALS LLC	5					
7	BAREFOOT MOSQUITO AND PEST CONTROL INC	18					
8	TIME WARNER CABLE TEXAS LLC	12					
9	NEW CINGULAR WIRELESS PCS, LLC	12					
10	FP LEGACY LANDSCAPING LLC	25					
TOP 10 LARGE** COMPANIES			626,356	775,990	149,634	23.9%	56.3%
11	TOP CHOICE LAWN CARE, LLC	18					
12	APPLE INC.	5					
13	A. M. PETROLEUM, INC.	9					
14	AUSTIN EAGLE MANAGEMENT SERVICES, LTD.	16					
15	PATRICIA R DABNEY	16					
16	GROVE LANDSCAPES LLC	18					
17	AMAZON SERVICES LLC (MARKETPLACE)	17					
18	ASAP STONE AND LANDSCAPE SUPPLY LLC.	9					
19	SOUTHWESTERN BELL TELEPHONE COMPANY	12					
20	CITY OF AUSTIN	24					
21	J MAASS INC	4					
22	CSS-CABINET SERVICE SOLUTIONS LLC	4					
23	SIGNS WEST, INC.	5					
24	CITY ELECTRIC SUPPLY COMPANY	17					
25	COPPER ROCK NURSERY, LLC	9					
26	GAS PUMPERS, LTD.	22					
27	MOM'S CONVENIENCE STORE INC.	9					
28	HCBECK, LTD.	4					
29	ENCORE EVENT TECHNOLOGIES, INC.	15					
30	EBAY INC.	25					
TOP 30 LARGE COMPANIES			898,968	995,157	96,188	10.7%	72.2%
TOP 100 LARGE COMPANIES			1,122,055	1,223,309	101,254	9.0%	88.8%
3,803 OTHER LARGE COMPANIES			144,214	132,638	(11,576)	-8.0%	9.6%
SMALL COMPANIES & OTHER			10,268	18,567	8,299	80.8%	1.3%
SINGLE LOCAL TAX RATE COLLECTIONS (SLT)				3,351	3,351	0.0%	0.2%
TOTAL COLLECTIONS			1,276,537	1,377,864	101,327	7.9%	100.0%
STATE COMPTRROLLER FEES			25,362	28,316	2,954	11.6%	2.1%
NET PAYMENTS			1,251,175	1,349,548	98,373	7.9%	97.9%

* Ranked by Total of Last Fiscal Year + Current Fiscal YTD

** Businesses whose detailed sales tax data is available

Travis Co Esd 3
INDUSTRY SEGMENT RANK & CHANGE

Jan-21

Fiscal Year: Oct-Sep

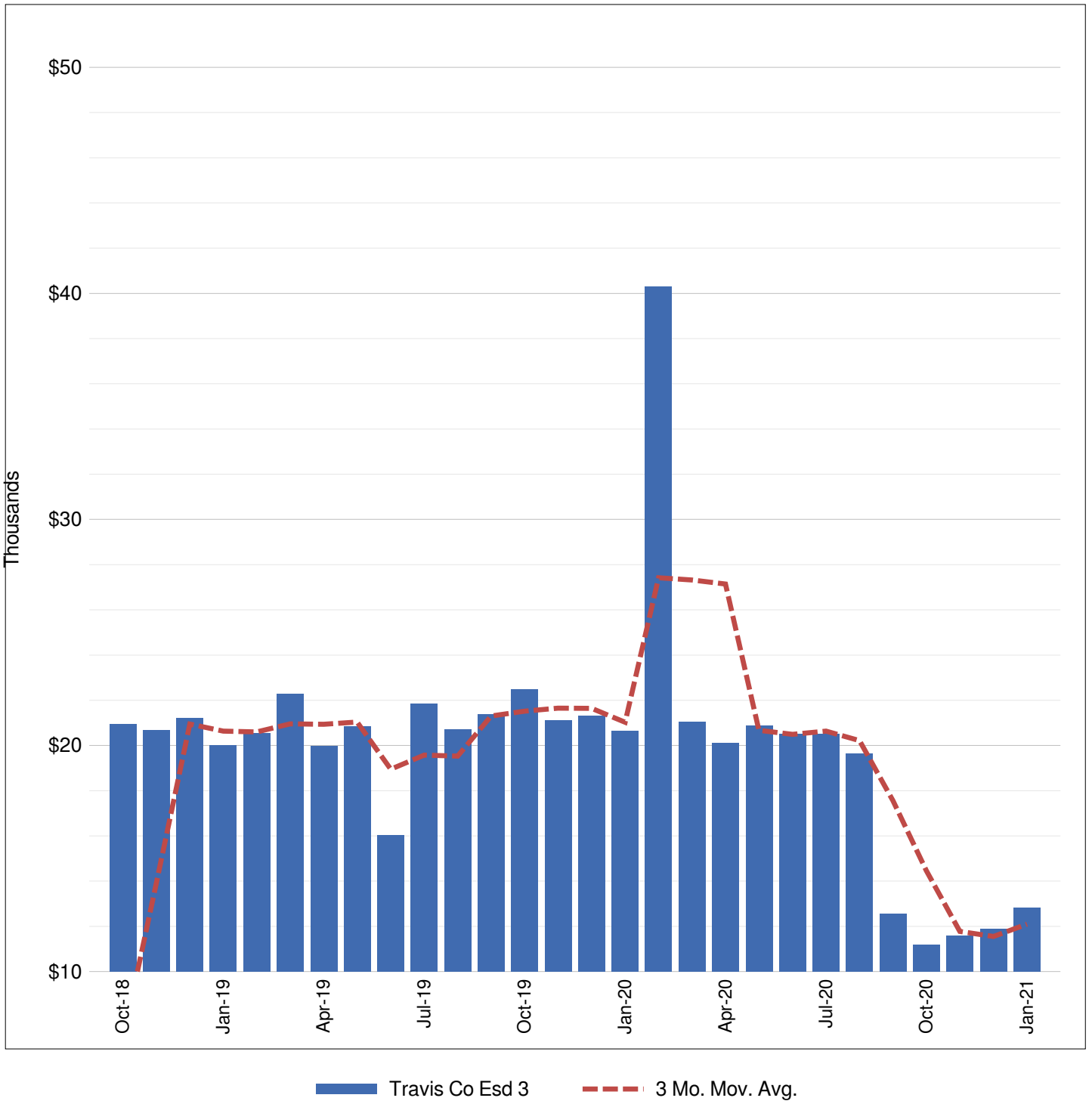
INDUSTRY SEGMENT*	% Total Current YTD Collections	Prior Fiscal YTD Sales Tax Collections	Current Fiscal YTD Sales Tax Collections	Change	
				\$	%
Lodging, Food Svcs	25.5%	332,807	345,998	13,191	4.0%
Retail Trade	25.6%	204,494	347,593	143,098	70.0%
Manufacturing	10.8%	129,184	146,672	17,488	13.5%
Admin, Support, Waste Mgmt	10.1%	129,710	136,998	7,288	5.6%
Telecom	3.5%	85,556	47,459	(38,098)	-44.5%
Top 5	75.6%	881,752	1,024,719	142,967	16.2%
Wholesale Trade	5.8%	52,649	79,045	26,397	50.1%
Construction	2.6%	97,103	35,545	(61,559)	-63.4%
Unidentified	5.2%	39,854	70,306	30,452	76.4%
Prof, Scientific, Tech Svcs	3.2%	45,758	43,550	(2,208)	-4.8%
Other Services	2.1%	30,071	28,498	(1,573)	-5.2%
Company, Enterprise Mgmt	0.7%	39,682	9,897	(29,785)	-75.1%
Real Estate, Rental, Leasing	0.5%	20,930	7,050	(13,880)	-66.3%
Ag, Forestry, Fishing, Hunting	0.7%	7,667	10,027	2,360	30.8%
Public Admin	0.8%	12,746	10,317	(2,429)	-19.1%
Recreation, Arts, Entmt	0.7%	9,219	9,345	126	1.4%
Information excl. Telecom	0.7%	9,261	8,957	(305)	-3.3%
Transportation, Warehousing	0.6%	5,149	8,538	3,389	65.8%
Utilities	0.5%	7,305	7,039	(266)	-3.6%
Education Services	0.1%	2,150	1,416	(734)	-34.1%
Financial, Insurance	0.1%	4,004	1,176	(2,829)	-70.6%
Health Care, Social Assistance	0.0%	967	35	(932)	-96.3%
Mining, Oil/Gas Extr	0.0%		485	485	0.0%
All Other	24.4%	384,517	331,227	(53,289)	-13.9%
TOTAL COLLECTIONS	100.0%	1,266,269	1,355,947	89,678	7.1%

INDUSTRY SEGMENT	% Change from same month Prior Year					
	Aug	Sep	Oct	Nov	Dec	Jan
Lodging, Food Svcs	1.9%	-22.5%	26.5%	-6.1%	-9.2%	15.8%
Retail Trade	66.5%	58.0%	54.1%	64.4%	70.5%	93.5%
Manufacturing	68.9%	27.2%	-2.3%	-18.7%	23.0%	57.5%
Admin, Support, Waste Mgmt	6.9%	4.8%	-15.8%	10.6%	9.7%	28.6%
Telecom	-5.2%	-41.3%	-50.3%	-45.1%	-44.3%	-37.9%
All Others	24.9%	-0.1%	-0.3%	-23.6%	-15.0%	-11.0%
TOTAL COLLECTIONS	26.1%	5.3%	9.5%	-3.4%	4.0%	21.2%

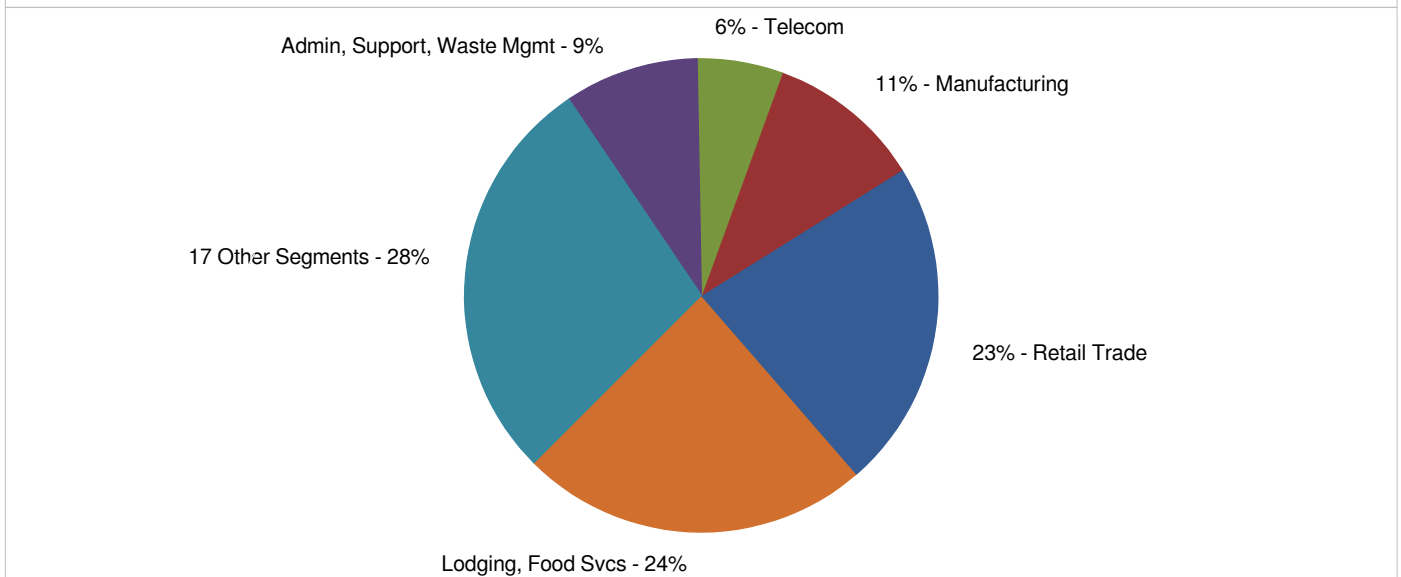
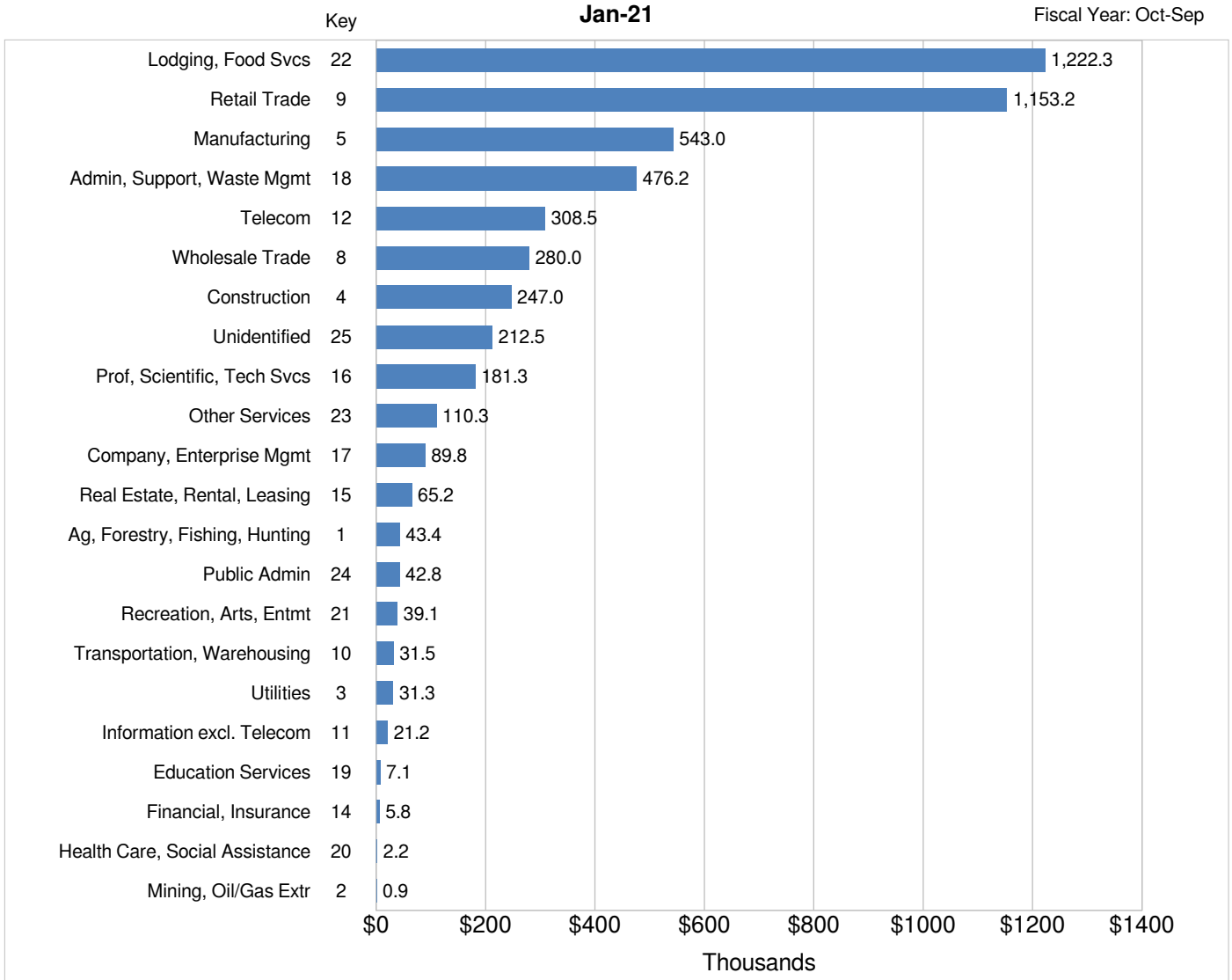
* Ranked by Current + Prior YTD Collections

Travis Co Esd 3

Telecommunications Sales Tax

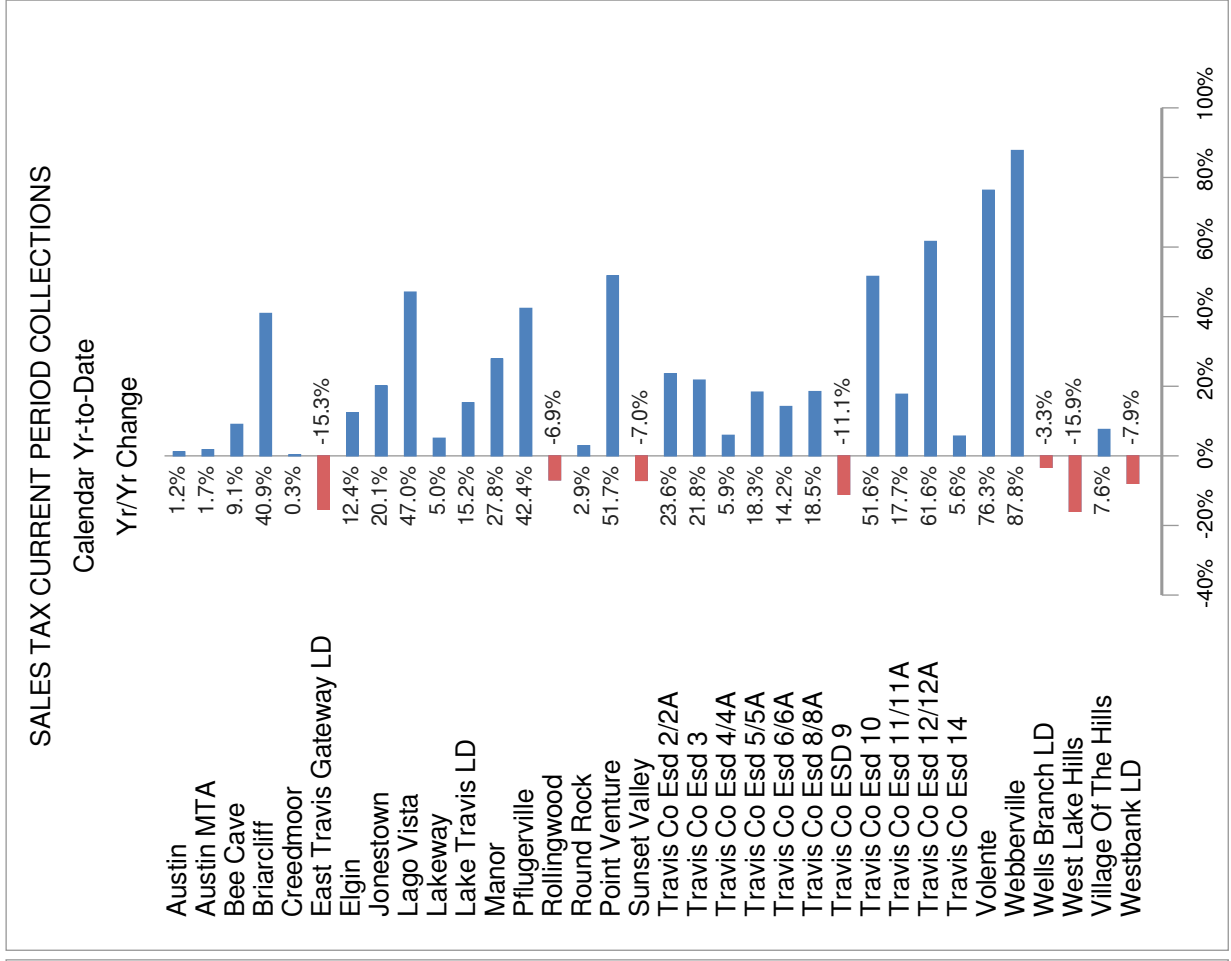
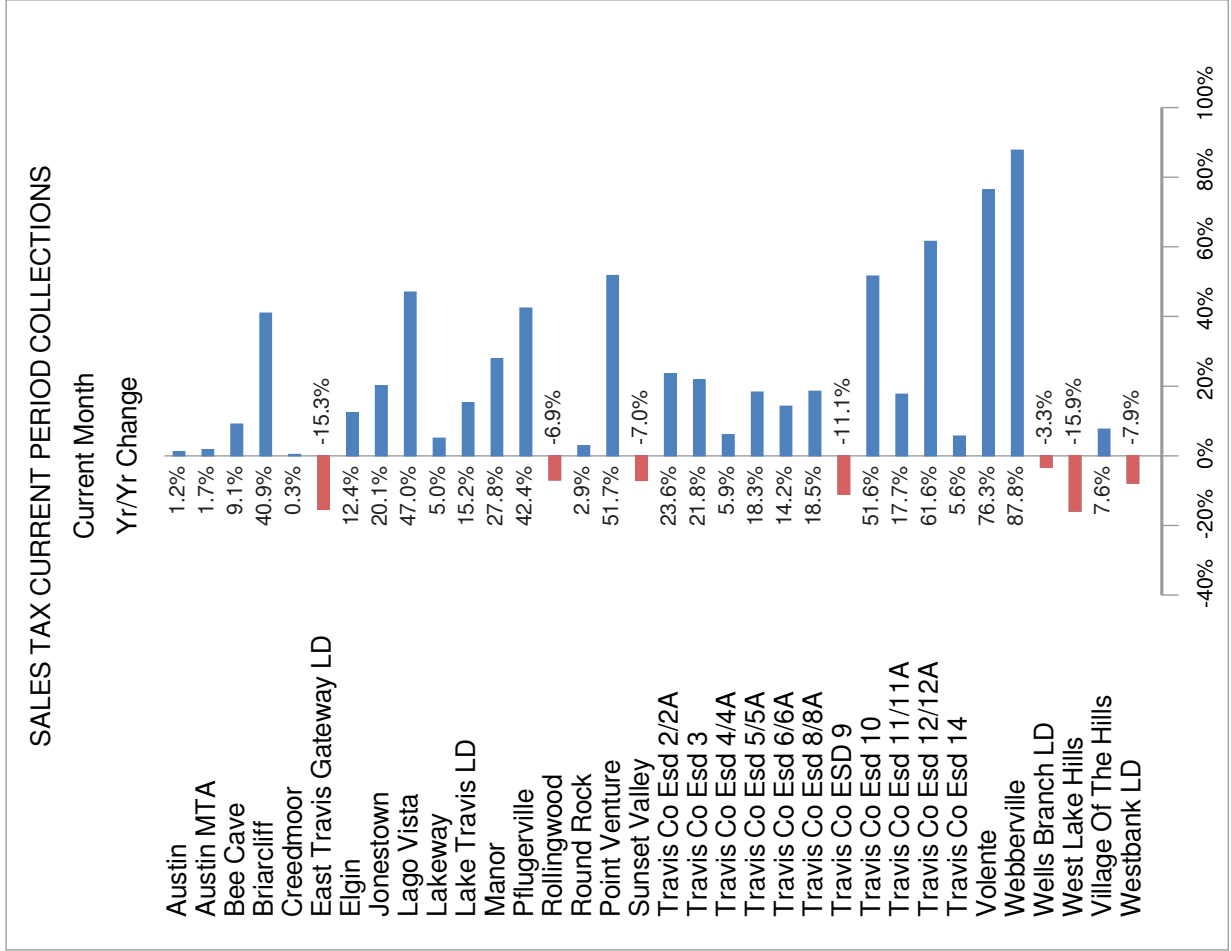


INDUSTRY SEGMENT SALES TAX RANK & DISTRIBUTION
(Prior Fiscal Year + Current Fiscal Year-to-Date)



SALES TAX TREND TRAVIS COUNTY

Jan-21



NAICS KEY

Code	Industry Segment
1	Ag, Forestry, Fishing, Hunting
2	Mining, Oil/Gas Extr
3	Utilities
4	Construction
5	Manufacturing
6	Included in Key No. 5
7	Included in Key No. 5
8	Wholesale Trade
9	Retail Trade
10	Transportation, Warehousing
11	Information excl. Telecom
12	Telecom
13	Included in Key No. 11
14	Financial, Insurance
15	Real Estate, Rental, Leasing
16	Prof, Scientific, Tech Svcs
17	Company, Enterprise Mgmt
18	Admin, Support, Waste Mgmt
19	Education Services
20	Health Care, Social Assistance
21	Recreation, Arts, Entmt
22	Lodging, Food Svcs
23	Other Services
24	Public Admin
25	Unidentified

OAK Hill Fire Department
Travis County Emergency Services District #3

Station 301
Circle Drive
9211 Circle Drive
Austin, Texas 78736
512-288-5576
Fax 512-288-5903



Station 302
Barton Creek
4111 Barton Creek
Austin, Texas 78735
Admin 512-288-5534
Fax 512-288-5844

December 2020 Report

Significant Events

December 1 (C) – Vehicle Extrication (AutoAid Received – Austin) – 12000 FM 1826

[ENG301] Engine 301 responded to a vehicle rescue alarm near the intersection of FM 1826 and Charl Cove. E43 arrived first and assumed command with a collision between an 18 wheeler and a passenger vehicle. Once on scene, FM 1826 was blocked in both directions by Travis County deputies. Neither vehicle was on fire and no other hazards were present. E301 was tasked with bringing rescue tools to the driver's side of the passenger vehicle to assist with patient extrication. Crews from E301 and E43 worked together to remove the door and create separation between the dash and patient. The patient was extricated and Austin Travis County EMS took over patient care. E301 was also initially tasked with finding a landing zone for Starflight, but Starflight was soon canceled. E301 performed basic medical care for the driver of the 18 wheeler. Travis County deputies and DPS began investigating the scene and did not need E301 to remain on scene. There were no vehicle fluids, but they would dispatch us back if needed. E301 and E43 cleared the scene.

December 9 (A) – Grass Fire – 8711 South View Rd

[ENG301] Engine 301 and Brush Truck 301 showed up to find a small fire behind house. Home owner was burning in a small fire pit and it got away from him. Burned about 50x100 behind his house, just in grass. BT301 put the fire out and made sure it was cold and no smokes. Home owner was informed about the burn ban. E301 and BT301 cleared the call. [BAT301] Battalion 301 self-assigned to the incident. We arrived on scene and there was about a 1/2 acre that had burned in small grass and light brush. BT301 pulled around the back to the head of the fire and knocked the head down quickly. The rest of E301's crew used hand tools and a water hose to extinguish the rest of the fire. They overhauled the area to cold out. I had a conversation with the home owner and we talked about how to obtain a control burn permit, he understands the process now. All units cleared the scene and went back into service.

December 11 (B) – Structure Fire (AutoAid Given – Pedernales/ESD8) – 2703 Sailboat Pass

[QNT302] Quint 302 responded code 3 to a structure fire in ESD 8. While responding, units had arrived on scene confirmed it was a structure fire and crews began to attack the fire. Q302 arrived on scene as the second aerial and was directed to place apparatus to use ladder if possible. The structure was blocked by large trees and at a distance that the ladder would not be of use. Q302 notified Command and placed Q302 past the scene to keep the roadway open. Q302 crew reported to Operations and was directed to make entry into the front door and take in a hose line. Q302 crew forced the front door open and began to extend a hose line in but was not able to make it more than 10 feet of so with lack of hose. Crews had made entry to the second floor with a ladder and Q302 reported to Operations that the sub floor had extensive fire spread and the C side of the structure had already lost most of the roof. Operations and Command pulled all units out and went defensive. Q302 crew assisted with hose lines on the A and D side of the structure until crew began to run low on air. Q302 crew reported to rehab and had bottles replaced. Q302 was sent back in to replace crews assigned to Alpha Division but while replacing crews, Alpha Division placed Q302 on

the C and D corner and then reported to Charlie Division. Q302 flowed water on hot spots on Charlie and Delta side while verifying the integrity of the deck. After Q302 crew began to run low on air, other units on scene replaced Q302 crew and Q302 reported back to rehab. While in rehab, placement of an aerial was discussed but was still found to not be an option. Q302 stayed in rehab a few cycles and then reported to Alpha Division to man hand lines. Q302 was able to flow lines on the A side without using SCBAs and flowed water for an extended period of time. After Q302 was relieved from Alpha Division, crews reported to rehab and then gathered all gear from Q302 and SCBA bottles. Q302 was left in rehab until command decided to clear Q302 from the scene and return to district. Q302 returned to district, refueled Q302, washed gear, filled bottles, showered, and then went back into service.

[BAT302] BAT302 was assigned to a structure fire in ESD8 when it was upgraded to a 2nd alarm. Upon arrival, I went to the Command Post to see what assignment Command would like BAT302 to do. Command wanted BAT302 to see if we could use the aerial to spray from and try to find another water source. BAT302 told Command we would not be able to use the aerial due to the tree lines and the position of the house. Also, BAT302 was not able to locate another hydrant for the fire ground to use. Command then asked BAT302 to assist him with the organization of the assignments of the fireground. After assisting with this task, Command assigned BAT302 as Safety Officer. BAT302 did a 360 around the structure and deemed the A side to have a potential collapse. BAT302 had the fire crews on the A side move their handlines and back up 15 feet away from the structure. BAT302 stayed as Safety Officer until Command released BAT302. BAT302 also assisted the Fire Marshals in trying to locate where the fire originated.

December 20 (C) – Vehicle Extrication (AutoAid Received – Austin) – 8800 Circle Dr

[ENG301] Engine 301 responded to a traffic accident that was quickly upgraded to a vehicle rescue alarm while leaving the station. Upon arrival, one vehicle was off the roadway of Circle Drive, just before the intersection of Highway 290 West. The vehicle was on the North side of Circle Drive between Mowinkle Drive and Highway 290. The vehicle was facing west. The vehicle had obvious front end driver's side damage, but no other hazards were present. Command was assumed while assessing for medical patients and actions to be taken. Two individuals were inside the vehicle with the driver's door unable to be opened, yet the passenger door was functional. There were no ejections. E301 crew began basic medical care while attempting to remove the patients. The passenger was able to be removed without extrication, yet the driver had to be extricated. Enough resources were on scene which included Travis County deputies, E37, an Austin Travis County EMS medic unit, and EMS commander, so the rescue alarm was canceled. The crews of E301 and E37 worked together to remove the driver's door and separate vehicle damage from the driver's foot. Once the driver was free, both crews helped with basic medical care and soon transferred patient care to the second Austin Travis County EMS medic unit. Two E301 firefighters rode with the first ambulance (Medic 32) to the hospital and were retrieved by BAT302. The vehicle was not leaking any fluids and E301 was no longer needed on scene. E301 cleared.

December 25 (C) – Grass Fire (AutoAid Given – Austin) – 7410 Southwest Pkwy

[QNT302] Quint 302 and Brush Truck 302 responded to a grass fire on Southwest Parkway. Upon arrival, a vehicle was stopped on the shoulder of the highway with its flashers on. A small grass fire was underneath a utility pole. The fuel was light grass, it was not spreading, the size was approximately five feet by ten feet and there was no sparking or smoldering on the utility pole. The brush truck crew deployed the red line and quickly extinguished. Upon investigation, some plastic material was found in the burnt area which was similar to the components of the utility pole. A pole number was given to dispatch for Austin Energy to inspect the pole. The flagger who called 911 did not see the pole sparking or anything abnormal with the pole. The burnt area was wetted down with approximately half a tank of water and both units cleared.

December 27 (A) – Structure Fire (AutoAid Given – CE-Bar) – 2414 Bahama Rd

[BAT301] Battalion 301 arrived on scene and I communicated to Command what he needed from me and told me to report to the Command Post. I reported to the command post and we reviewed what was going on and what other items were needed. Fire Attack then told IC that the fire was out and they were conducting overhaul. IC then released everyone except two engines and one ladder. I then cleared the scene and went back into service.

Automatic Aid Responses

Austin
 Manchaca – TCESD #5
 Lake Travis FR – TCESD #6
 Pedernales – TCESD #8
 Westlake – TCESD #9
 CE-Bar – TCESD #10
Total

December	
Received	Given To
11	21
1	0
0	2
0	3
4	1
0	1
16	28

2020	
Received	Given To
106	247
2	0
1	16
1	19
12	19
1	13
123	314

Mutual Aid Responses

North Hays County
Total

December	
Received	Given To
0	0
0	0

2020	
Received	Given To
0	4
0	4

Operations & Training


Unscheduled OT hours
 PTO hours taken
 Part Time hours
 Injuries
 Injuries lost time hours
 Physical Activity
 Volunteer Hours Contributed
 Training: Contact Classes Delivered
 Training: Contact Hours Delivered
 ENG301 Maintenance & Repair Costs
 QNT302 Maintenance & Repair Costs
 Staff Turnover

	December	2020
Unscheduled OT hours	483	6,300
PTO hours taken	653	9,549
Part Time hours	0	249
Injuries	0	0
Injuries lost time hours	0	1,260
Physical Activity	105	2,047
Volunteer Hours Contributed	45	624
Training: Contact Classes Delivered	480	7,075
Training: Contact Hours Delivered	1,225	19,243
ENG301 Maintenance & Repair Costs	\$0	\$7,016
QNT302 Maintenance & Repair Costs	\$0	\$15,138
Staff Turnover	0	0

Special Projects Status

- We made contact with our ISO Representative about the grading process we began in July. The rating information has been submitted to the State Fire Marshal’s Office and is anticipated for release in the February timeframe for a mid-summer effective date. While the scores were not revealed, we were told that we should expect to maintain our ISO Class 2 rating. We’ll know more once we receive the scoring information, but hearing we have maintained our existing rating is excellent news.
- Our new quint arrived at the upfitter on January 19. We anticipate seeing delivery in the mid-march timeframe. Once the upfitter begins working, we should see frequent photos with its progress and to check their mounting plans and work.

- Our response to COVID continues with now over 60% of our staff electing to receive the vaccination and 92% of that number having actually received it. Only five people who have received the vaccination are currently lacking their second dose (waiting for proper timing).
- The expansion project at Circle Drive is nearing completion. The interior temporary wall is down, the new ceiling grid and carpet is installed, and final details are in progress. We are still on schedule for most of the work to be completed on time.



Incident Type Summary
Alarm Date Between {12/1/2020} And {12/31/2020}

